





SEM MKII - Timing Mark Position

Here you have some pictures of the original stator, so you can try to make your own timing mark on the aftermarket stator.






Comparing the two stators, you can see the difference in the number of charging coils, but I presume that it will not make any difference.



ELECTREX STATOR



SEM STATOR

So my guess is that you can use the same 45° as reference and make your aftermarket timing mark.

Good luck

Cheers

ZAGA